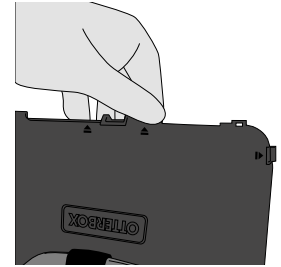


Defender Series Case with Kickstand and Hand Strap

1 Start by peeling away and removing the outer slipcover.




2 Separate the shell halves by locating the arrows and releasing each snap along all four sides.



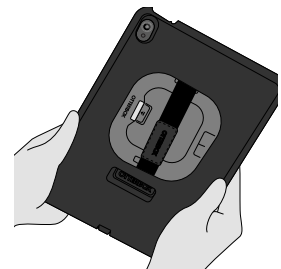
3 Place your device into the bottom half of the shell.



4 Place the shell top on the device and snap the two case pieces together along all edges.



5 Align the camera opening in the slipcover with the camera opening in the bottom half of the shell.



6

Press around all edges to ensure slipcover is engaged in all grooves and notches for a secure fit.

